




















Using BRSM Mark/Logo and Certificate check on website	Issuance Date: 07 March 2007 Revised 15-Jul-23
APPROVED BY: CEO	REVIEWED BY: HM

**Please note that the implementation of the following is mandatory for BRSM customers.
Guidelines for the use of the BRSM logo**

1 Part One, Logo / Marks

- 1.1 You can use the BRSM logo in catalogs, letterheads, invoices and other internal and external documents.
- 1.2 Marks must not applied by certified clients to laboratory test, calibration or inspection reports or certificates.
- 1.3 The use of the BRSM logo is allowed only in the scope and addresses (sites) of the certificate provided, it is not allowed to use the logo in such a way that it implies or clearly means the approval of the product or the system and the domain outside the scope.
- 1.4 The use of the BRSM logo (accreditation) must be done according to the contents of the TBA and this document.
- 1.5 The maximum size of the BRSM logo used in street advertisements and banners should not exceed 10% of the total advertisement area.
- 1.6 The use of the BRSM logo is prohibited by law, except for those mentioned below, and the logos must be used according to the following:

  	<p>ISO 9001</p>
  	<p>ISO 13485</p>
  	<p>ISO 14001</p>
  	<p>ISO 22000</p>
  	<p>ISO 45001</p>
  	<p>ISO 50001</p>
 <p>SCHEME Certificate No.</p>	<p>Non- Accredited</p>

Using BRSM Mark/Logo and Certificate check on website	Issuance Date: 07 March 2007 Revised 15-Jul-23
APPROVED BY: CEO	REVIEWED BY: HM

- 1.7 The use of the BRSM logo is allowed only for use in the secondary packaging of products that are mentioned in the application scope of the system certificate in way that is not misleading with product (including service) or process certification.
- 1.8 Any change in the shape or nature of logos is prohibited.
- 1.9 Both logos must be colored or non-colored (black and white).
- 1.10 If you use logos in color, because each of the colors has a specific definition and is a symbol, any change in the colors is not allowed and is prohibited.
- 1.11 If it is necessary to use an unconventional size (more than 10% of the advertisement area), it is necessary to coordinate with the BRSM office.
- 1.12 By using the logo you need to:
 - 1.12.1 Conform to the requirements of BRSM when making reference to its certification status in communication media such as the internet, brochures or advertising, or other documents;
 - 1.12.2 Do not make or permit any misleading statement regarding its certification;
 - 1.12.3 Do not use or permit the use of a CoR or any part thereof in a misleading manner;
 - 1.12.4 Upon withdrawal of its certification, discontinue the use of all advertising matter that contains a reference to certification, as directed by BRSM; and amend all advertising matter when the scope of certification has been reduced;
 - 1.12.5 DO not use its certification in such a manner that would bring BRSM and/or certification system into disrepute and lose public trust.

If you have any questions, please contact the company.

2 Instructions for controlling company information on the BRSM website

- 2.1 After connecting to the Internet, go to the URL: www.BRSMENA.com.
- 2.2 After the page opens completely, click on the INTEGRITY option in the menu on the left side of the page. Under this option, two items, INTEGRITY and ACCREDITATION, will open again, and you should click on the INTEGRITY option.
- 2.3 After the page is fully opened, you can click on the hand icon here on the right side of the page.
- 2.4 After opening this page, in the box below Please enter your certification number, enter the customer number mentioned in the certificate exactly without spaces and in capital letters (eg QMS05260214-001) and then click on the search button click
- 2.5 In normal mode, your name, address and other selected information will be provided. If no option is found. Please repeat row 4 carefully.
- 2.6 If the desired option is still not found, be sure to inform this company as soon as possible.

